



# ARCOS Application Changes - Production 25.08

March 6, 2025

Changes will be deployed to QA on Tuesday, February 4, 2025, and Production on Thursday, March 6, 2025

- Crew Manager Enhancements..... 1
  - Filter Crews by Lodging Assignment ..... 2
- Incident Manager Enhancements..... 3
  - Update to the My IM Schedule Page ..... 4
- Platform Enhancements ..... 5
  - Ability to Save Employee Extended Attribute Search Filters..... 6
  - Employee Mass Modify Page Updates ..... 7
  - Assign Multiple Security Groups to a User ..... 8

# Crew Manager Enhancements

## Filter Crews by Lodging Assignment

### *What is changing:*

ARCOS has updated the Lodging Assignment to allow users to filter the crew panel by lodging assignments. There are two methods to get to the filtered list:

1. From the Lodging mode, users can click on a hotel's name. This will take them to the Lodging Assignment mode, with the crew panel pre-filtered to only crews that contain lodging assignments for the previously selected hotel.
2. From the Lodging Assignment mode, users can click on the hotel's name. This will update the crew panel to only show crews that contain lodging assignments for the previously selected hotel.

### Notes:

- This may not return all assignments for a hotel depending on how the perspective is filtered.
- If the Lodging Assignment mode is being filtered by a hotel, the hotel's name will have a green background.
- Users can click on a hotel's name to stop filtering by it.
- When filtering by a hotel, all members of a crew will be displayed, even if only one is assigned to the selected hotel. This is to allow easier auditing to ensure all members of a crew are assigned to the same hotel.
- Users can only filter by one hotel at a time.

### *Who is involved:*

All Crew Manager customers will receive this update.

### *What you need to do:*

No further action is necessary to implement this change.

# Incident Manager Enhancements

## Update to the My IM Schedule Page

### *What is changing:*

ARCOS has updated the logic for the RA\_EVENT crew attributes, so that events are automatically added to the list of attribute values. This will make it easier for customers to update filters for storms.

### *Who is involved:*

All Crew Manager customers with Resource Assist will receive this update.

### *What you need to do:*

No further action is necessary to implement this change. If you wish to use this attribute, you will need to add it to the necessary view sets.

# Platform Enhancements

# Ability to Save Employee Extended Attribute Search Filters

*What is changing:*

ARCOS has added the ability to save the Employee Extended Attribute Search page as a saved report. Filter criteria will be saved using the existing Saved Reports feature. This will also give users the ability to schedule the report for regular automated runs.

The screenshot shows the 'Employee Attributes Search' interface. At the top, there's a navigation bar with 'Employee' selected. Below it, the 'Search Criteria' section has a table with columns 'Attribute' and 'Value'. The 'Attribute' column has radio buttons for 'Std', 'Extended', and 'All' (selected). The 'Value' column has a dropdown menu with 'Meter Work' selected and a checkbox that is checked. Below this is an 'Add' button. The 'Select Attributes to Display' section has two dropdown menus: 'Location' and 'Class', each with an 'Add' button. At the bottom, there are four buttons: 'Search', 'Clear', 'Back', and 'Save Report'. A red arrow points to the 'Save Report' button.

*Who is involved:*

All customers with the Extended Attribute Search page will receive this update.

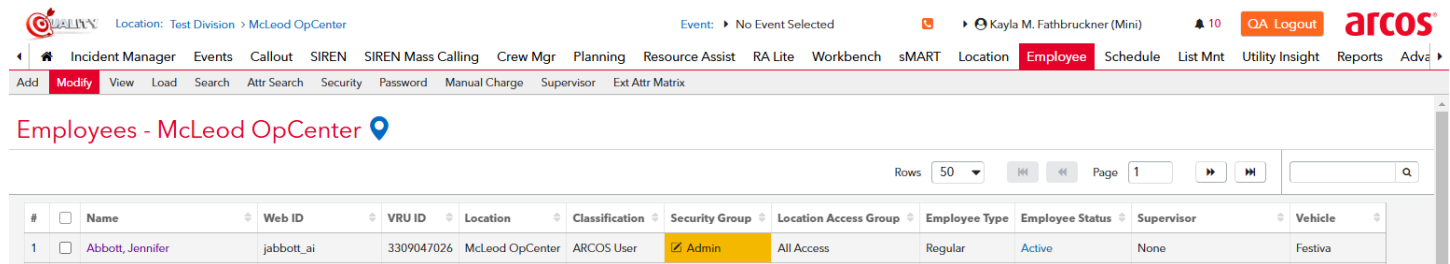
*What you need to do:*


No further action is necessary to implement this change.

# Employee Mass Modify Page Updates

*What is changing:*

ARCOS has added the ability to sort the columns on the Employee Mass Modify page.



#	<input type="checkbox"/>	Name	Web ID	VRU ID	Location	Classification	Security Group	Location Access Group	Employee Type	Employee Status	Supervisor	Vehicle
1	<input type="checkbox"/>	Abbott, Jennifer	jabbott_ai	3309047026	McLeod OpCenter	ARCOS User	 Admin	All Access	Regular	Active	None	Festiva

The Employee Mass Modify page has also been updated to remember the last number of records to display that a user selected.

*Who is involved:*

All customers will receive this update.

*What you need to do:*

No further action is necessary to implement this change.

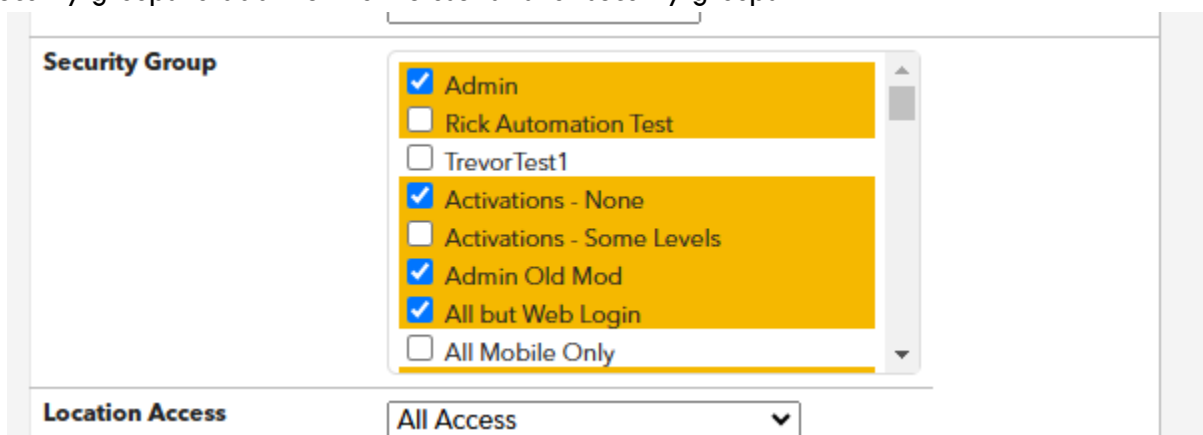


## Assign Multiple Security Groups to a User

*What is changing:*

ARCOS has added the ability to assign a user to multiple security groups. This can be done through the Employee Modify page, Employee Mass Modify page and the /employees API endpoint.

In the web application, the Security Group dropdown has been changed to a checkbox list. Check the checkbox next to security groups to add them to the user's list of security groups.



The screenshot displays a web application interface for assigning security groups. The 'Security Group' section features a list of groups with checkboxes: ☒ Admin, ☐ Rick Automation Test, ☐ TrevorTest1, ☒ Activations - None, ☐ Activations - Some Levels, ☒ Admin Old Mod, ☒ All but Web Login, and ☐ All Mobile Only. Below this, the 'Location Access' section has a dropdown menu currently set to 'All Access'.

### Additional Notes

- For the employees API - "securityGroups" must be passed as a separate element on the employee.
  - Prior to the change security group assignments were returned and sent as: "sec\_group\_id" within the attributes array

```
40 {
41   "key": "sec_group_id",
42   "value": "Level 0"
43 },
44 }
```

- After the change, security group assignments will be returned and sent as “securityGroups”

```

    },
    "address": {},
    "securityGroups": [
      {
        "secGroupId": 1800,
        "secGroupName": "Cannot Change Locations"
      },
      {
        "secGroupId": 1804,
        "secGroupName": "Crew Manager Only"
      }
    ],
    "emails": [
      {
        "index": 1
      }
    ]
  }
}

```

- The Grant Temporary Security Access feature acts as an “and” and adds the temporary assignment to the user’s current list of security groups. No security groups will be removed.
- Assigning a user to multiple security groups acts like an “and”. If one of the assigned security groups has access, then the user will have access to the feature.
- Wherever a user’s security group is currently displayed, the user’s security groups will now be displayed coma separated.

#### *Who is involved:*

All customers will receive this update.

#### *What you need to do:*

With the 24.50 release to QA, all customers will receive this update. This change will be deployed to production for all customers with the 25.10 production deploy on Thursday, March 6. You may request this change sooner by reaching out to ARCOS Support or Professional Services.

Users should verify with their IT teams that their integrations will not be affected by the API changes prior to requesting this enabled in production. Once enabled in production, it will require manual work by the customer before we can revert the change.

