



ARCOS Application Changes - Production 24.42 and 24.44

October 31, 2024

Changes will be deployed to QA on Tuesday, October 15, 2024, and Production on Thursday, October 31, 2024

- Platform Enhancements 1
- Update to API Log Report for ARCOS Calls 2
- IP Changes for QA and Production 3
- Online Documentation Changes 4

Platform Enhancements

Update to API Log Report for ARCOS Calls

What is changing:

The API Log report has been updated so that ARCOS' PUT calls of "S3_API_LOG" can now be filtered out when the **External/Internal** filter is set to "External".

Who is involved:

Any customer that is currently using the API Log report.

What you need to do:

No further action is necessary to implement this change.

IP Changes for QA and Production

What is changing:

We are excited to inform you about an upcoming enhancement to our services aimed at increasing security, stability, and reliability. As part of this initiative, we will be leveraging AWS services, which require an update to ARCOS IP whitelists to ensure seamless connectivity.

Action needed by you if you whitelist access to ARCOS web back office:

We request that you update your firewall whitelists to include the new AWS IPs ARCOS will be utilizing and have been included below. The new IP whitelist is also published in ARCOS Online Documentation found in the ARCOS OSCAR portal. To ensure uninterrupted access to our services when we migrate to the new services, we ask that you have all new IP whitelists added before the ARCOS 24.48 release for QA: November 8, 2024, and before the ARCOS 24.50 release for Production: December 12, 2024. The existing whitelist should not be removed for either QA or Production until the ARCOS 25.02 release on January 9, 2025.

QA:

- 15.197.215.121
- 76.223.75.28

PROD:

- 13.248.204.4
- 76.223.38.174

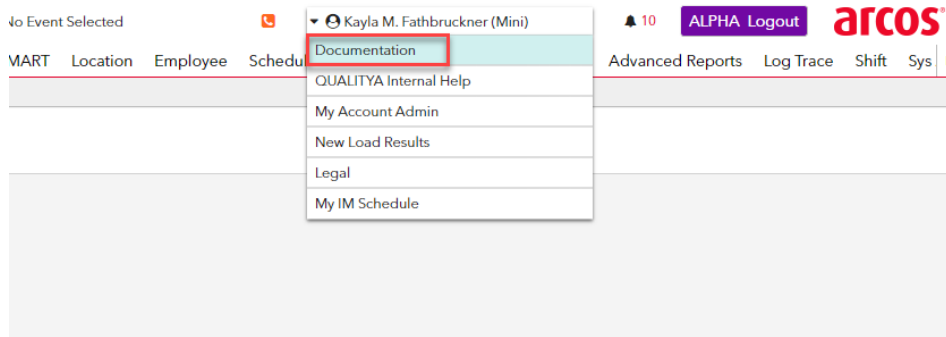
If you have any questions or need assistance, please do not hesitate to contact our Support Team.

Online Documentation Changes

What is changing:

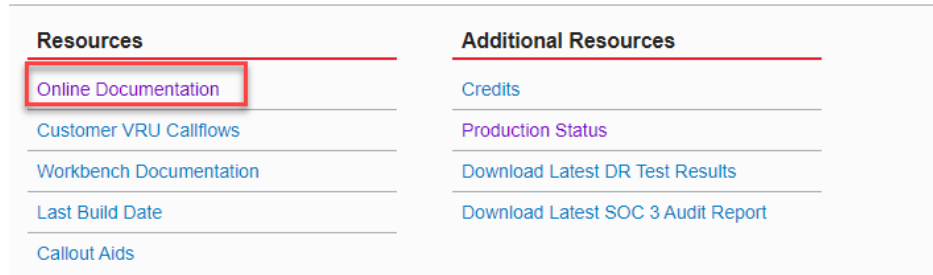
ARCOS has released an updated version of the online documentation. Users can access the new online documentation by:

1. Clicking on the **Documentation** link under their name in the upper right corner of the screen.

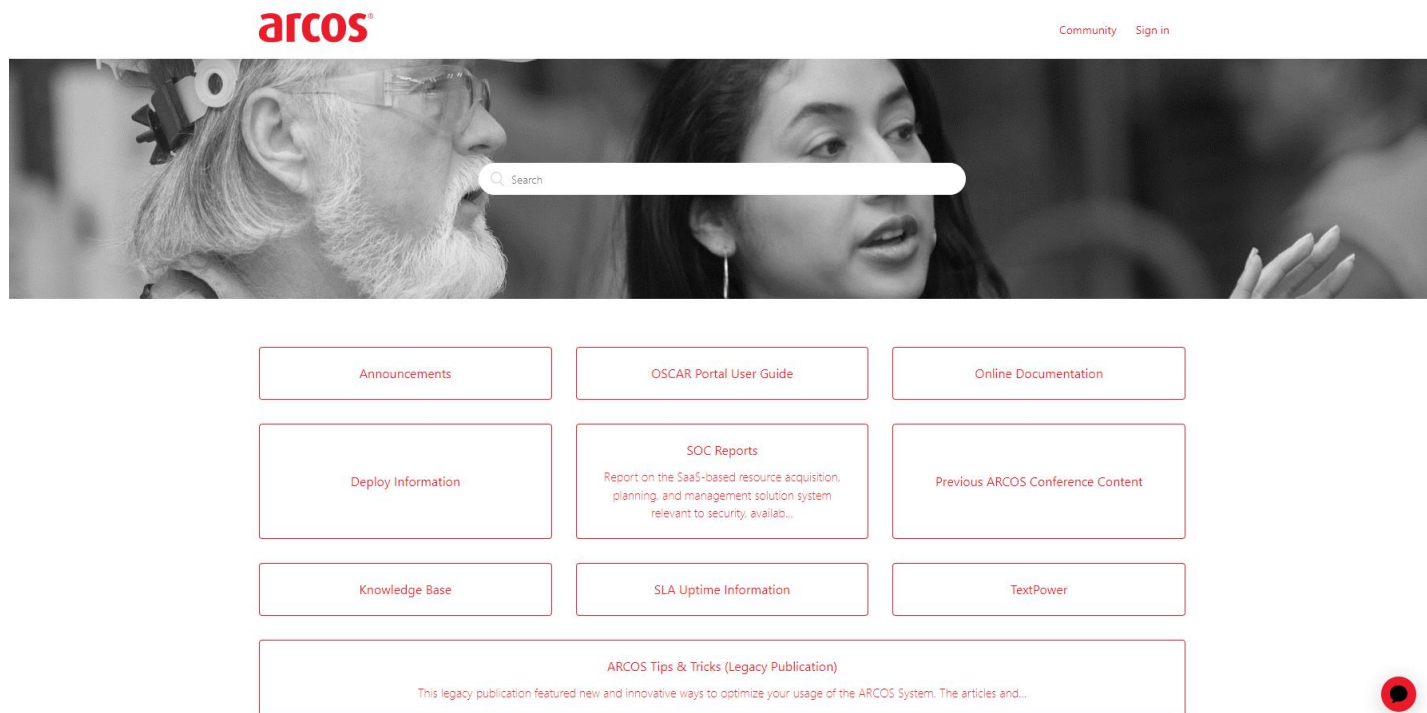


2. Clicking the **Online Documentation** link.

ARCOS Online Documentation



Users will then see the landing page for the new online documentation.



Who is involved:

Any customer that currently uses ARCOS' Online Help.

What you need to do:

No further action is necessary to implement this change.